

## MCE Components and Peripherals

### AC regeneration

MCE PowerBack™ AC regeneration system recaptures elevator overhaul energy for other uses. By enabling overhaul power to be reused, PowerBack eliminates unnecessary machine room heat. At the same time, PowerBack reduces machine room cooling requirements and associated operating costs.

### Dispatching

#### M3 Group System

Proven, multi-car group dispatching system responds dynamically to changing traffic conditions, minimizing hall call waiting time. Real-time traffic analysis and evaluation is continually performed using a powerful 32-bit RISC processor. M3's flexibility includes user-defined hall call priorities, integral monitoring and time-activated dispatching configurations.

#### AIM Group Dispatching for IMC

Advanced, state-of-the-art multi-car dispatching system that uses an innovative artificial intelligence algorithm to optimize dispatching decisions. AIM's dispatching algorithm adapts to all building configurations to provide optimal service for all traffic patterns. Uses the same technology developed for MCE's next generation iControl dispatching engine.

### Drives

#### TorQmax AC Drive

TorQmax™ delivers superior AC VVVF drive performance for geared and gearless applications. Designed for MCE's PTC-AC Series M, iControl and IMC-AC control systems, TorQmax drives have a compact profile, a notable absence of audible motor noise and simple, user-friendly adjustment.

#### System 12 DC Drive

Designed and manufactured by MCE, the System 12 drive has been integrated with iControl and IMC-SCR control to provide the very best technology available. System 12's lower total harmonic distortion provides a greater margin of protection from power corruption.

### Door operation

SmarTraq™ Limitless Closed-Loop Door Operator provides smooth door operation regardless of door mass, wind loading or normal system friction using a motor-mounted encoder for both distance and velocity feedback. Available as a complete door operator or upgrade kit.



TorQmax™ Drive



System 12 Drive



SmarTraq™ Limitless Closed-Loop Door Operator

www.mceinc.com

800.444.7442  
916.463.9200

**MCE**  
**Motion Control Engineering®**

A Kinetek Company®

The leader in non-proprietary controllers, technical services and repair solutions for elevator modernization.

# MCE Components and Peripherals

## Landing systems

### (IMC)

LS-QUIK uses a reliable cartop-mounted encoder to provide precise, high resolution car position information. LS-QUAD provides positioning information for control of car motion utilizing industry standard perforated steel hoistway tape.

### (PTC/PHC)

LS-QUTE is a compact, economical system providing accurate and reliable car positioning using steel hoistway tape, magnetic targets and cartop-mounted sensors. LS-STAN provides precise control of car motion using hoistway vanes and MCE's reliable VS-1L infrared switches.

## Load weighing

Analog load weighers provide the data to facilitate pre-torque for consistently smooth starts, anti-nuisance operation, sophisticated lobby dispatching, and heavy load hall call bypass intelligence. MCE offers rope tension, crosshead deflection, and isolated platform load weighing solutions.

## Monitoring

### CMS Central Monitoring System

CMS provides interactive monitoring and control for elevators located in one building, multiple buildings or even in different cities. Events or emergency conditions are immediately displayed, maintenance personnel notified (via pager) and hard copy printed.

### MSD Multiple System Display

MSD software allows the personal computer (PC) user to monitor a number of MCE control systems simultaneously. Rather than an individual display device for each system monitored, the MSD software allows many systems (up to eight direct connections and up to twelve with Ethernet) to display simultaneously.

## Serial communication


SmartLink™ for car call signals provides simplified wiring, reduced installation time and elimination of heavy multi-strand traveling cables for MCE Intelligent Motion Control systems. SmartLink for hall call fixtures combines electronics, node power and two-way communication on a single-twisted-pair which results in reduced wiring requirements, shortened installation time and simplified diagnostics.

## Terminal limit switches


The TLS-C cartop terminal limit switch system is a highly accurate, maintenance-free replacement for old style mechanical TM switches and contacts that are often incompatible with today's computer based control systems. State-of-the-art TLS-C eliminates noisy rollers and cams, cumbersome lever arms and the necessity for regular cleaning and adjustment.




LS-QUTE



LS-STAN




Load weighing



Load weighing



CMS Central Monitoring System



TLS-C Cartop Terminal Limit Switch System

www.mceinc.com

800.444.7442  
916.463.9200

**MCE**  
**Motion Control Engineering®**

A Kinetek Company®

The leader in non-proprietary controllers, technical services and repair solutions for elevator modernization.